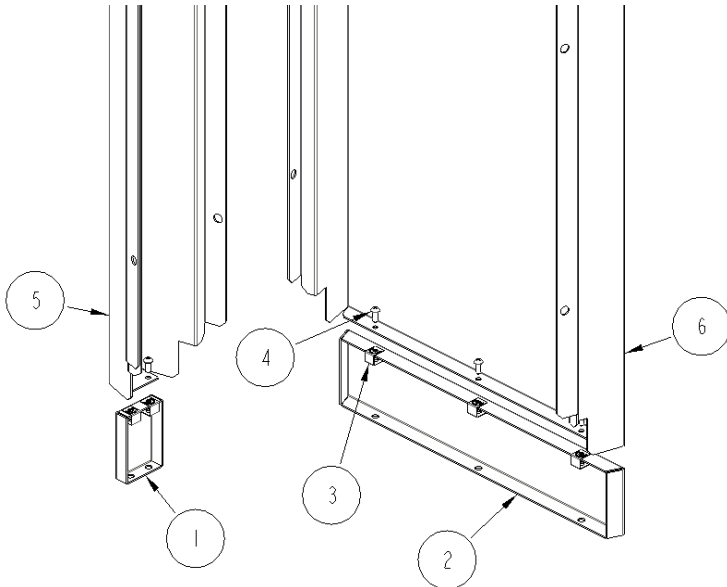


# ASSEMBLY INSTRUCTIONS

## 10-Series / ESQ Vertical Wedge Installation

(10-Series shown. Same hardware items and assembly procedure for ESQ.)

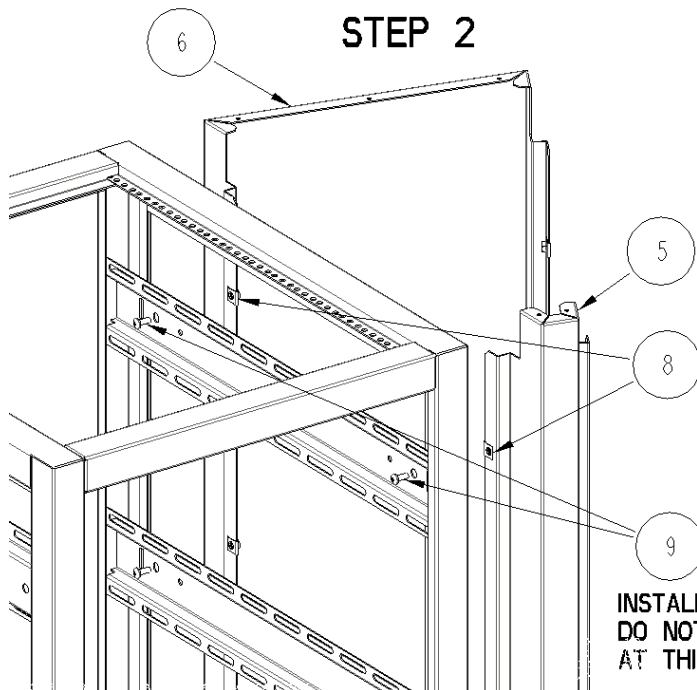


**STEP 1**

ITEM	DESCRIPTION
1	BASE FRONT (Optional Item)
2	BASE REAR (Optional Item)
3	#10-32 CLIP NUT
4	#10-32 x 1/2" PAN HEAD MACHINE SCREW
5	FRONT POST
6	REAR PANEL
7	TOP CAP
8	1/4-20 CLIP NUT
9	1/4-20 x 5/8" PAN HEAD MACHINE SCREW
10	PUSH-IN CLIP

Items 1 thru 4 are for an optional base.

Wedge Base Kit is a separately ordered item for 10-Series. It is included with ESQ.



**STEP 2**

INSTALL LOOSE.  
DO NOT TIGHTEN  
AT THIS TIME.

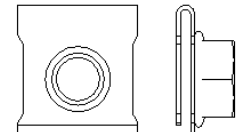
ITEM 3



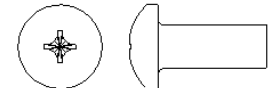
ITEM 4



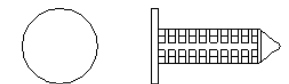
ITEM 8



ITEM 9



ITEM 10



# 10-Series / ESQ Vertical Wedge Installation

(10-Series shown. Same hardware items and assembly procedure for ESQ.)

